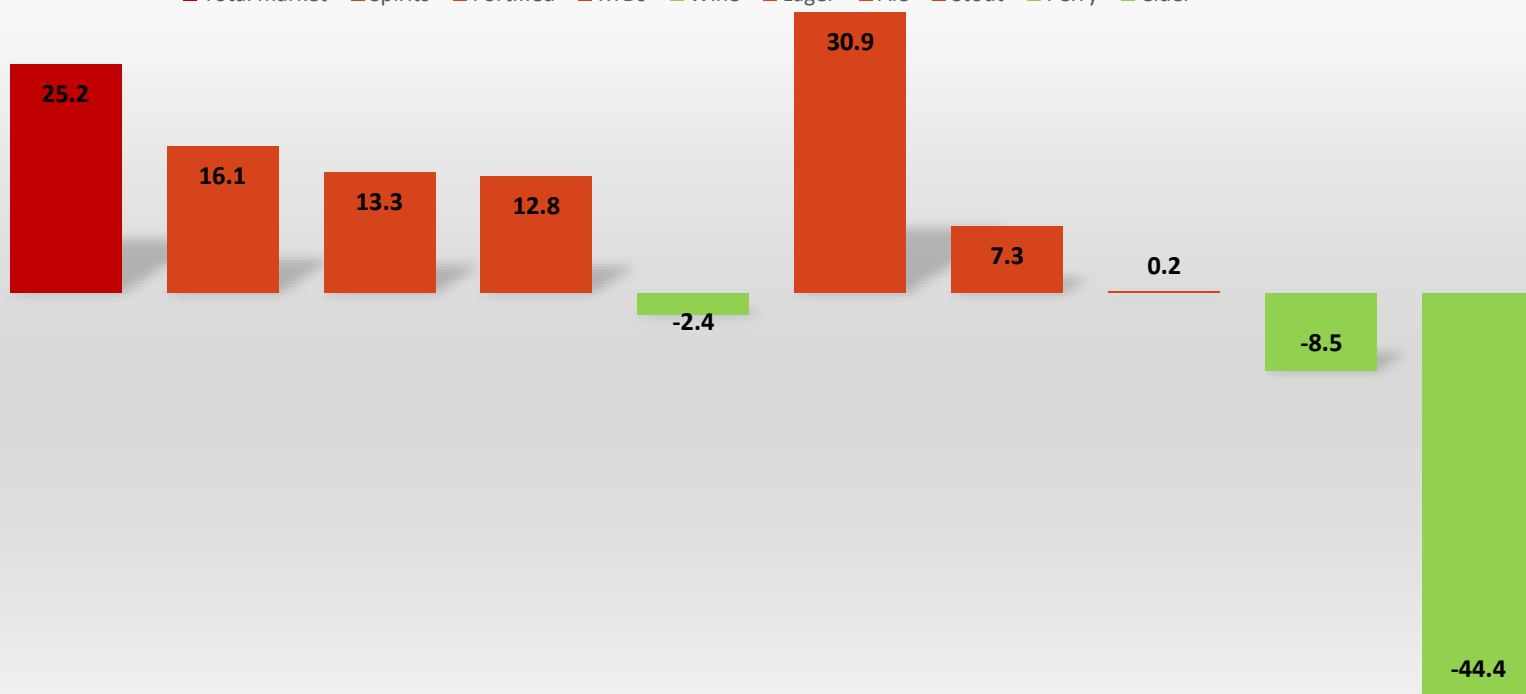


IRI 40 wk data – 29/4/18 – 2/2/19

		Alcohol	Spirits	Fortified	RTD	Wine	Lager	Ale	Stout	Perry	Cider
VAL	Scotland	+10.7%	+9.9%	+18.6%	+24.9%	+4.6%	+16.9%	+14.5%	+8.3%	-10.6%	+8.1%
	Rest UK	+5.2%	+7.6%	-7.1%	+19.3%	+0.4%	+9.1%	+4.1%	+2.8%	+3.5%	+6.7%
VOL	Scotland	+2.0%	+5.2%	+13.2%	+28.7%	-0.3%	+5.7%	+9.4%	+2.2%	-35.8%	-12.2%
	Rest UK	+4.7%	+6.3%	-8.8%	+18.9%	-2.0%	+7.2%	+2.4%	+3.9%	+2.8%	+5.9%
Alc Units	Scotland	25,182,084	+16,148,864	+13,264,472	+12,757,716	-2,414,266	+30,928,474	+7,316,129	+153,531	-8,548,924	-44,423,912

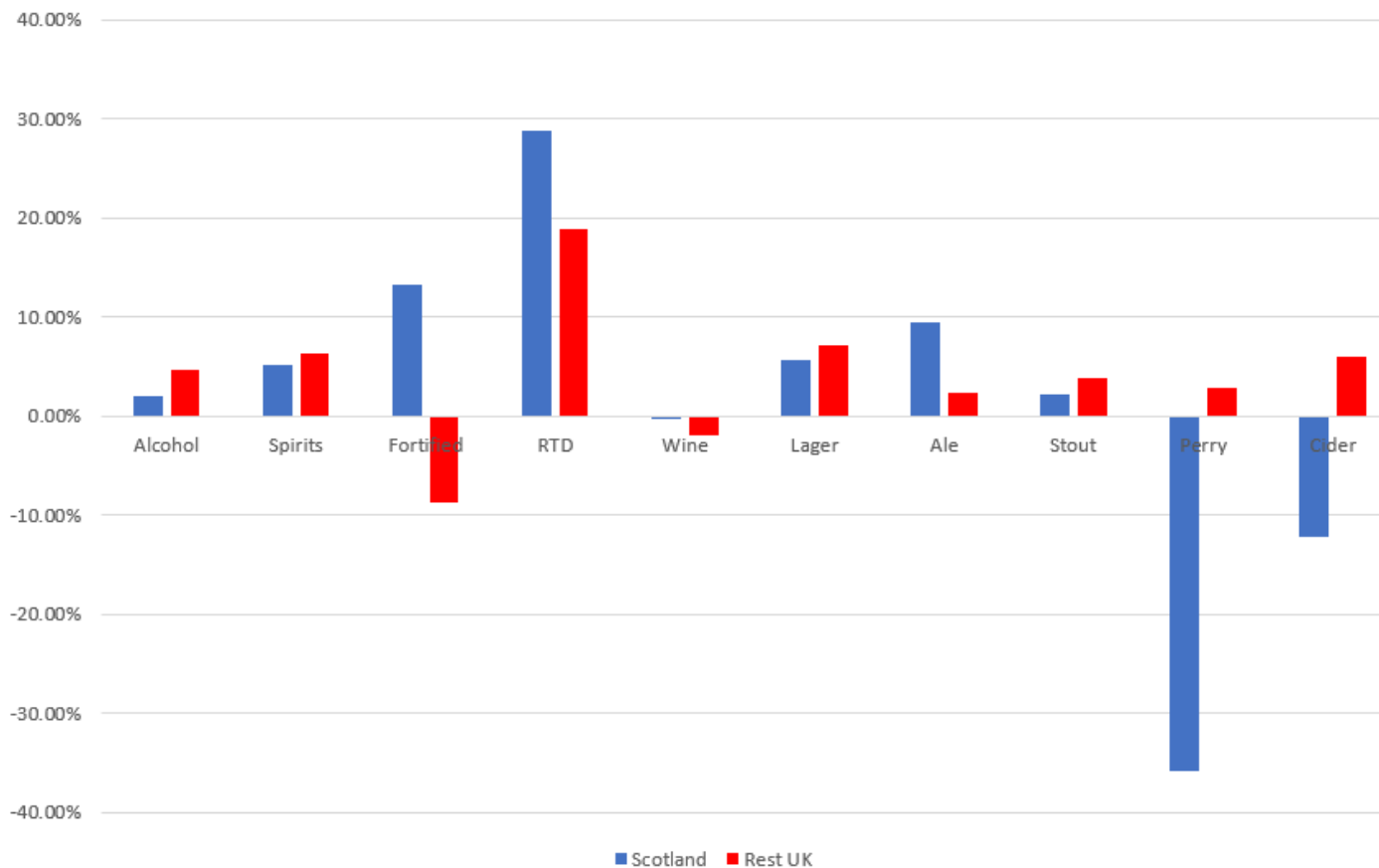
Change in units of alcohol consumed in Scotland IRI 40 wk data 29/4/18 - 2/2/19 (versus previous period, millions of units)

■ Total market ■ Spirits ■ Fortified ■ RTDs ■ Wine ■ Lager ■ Ale ■ Stout ■ Perry ■ Cider



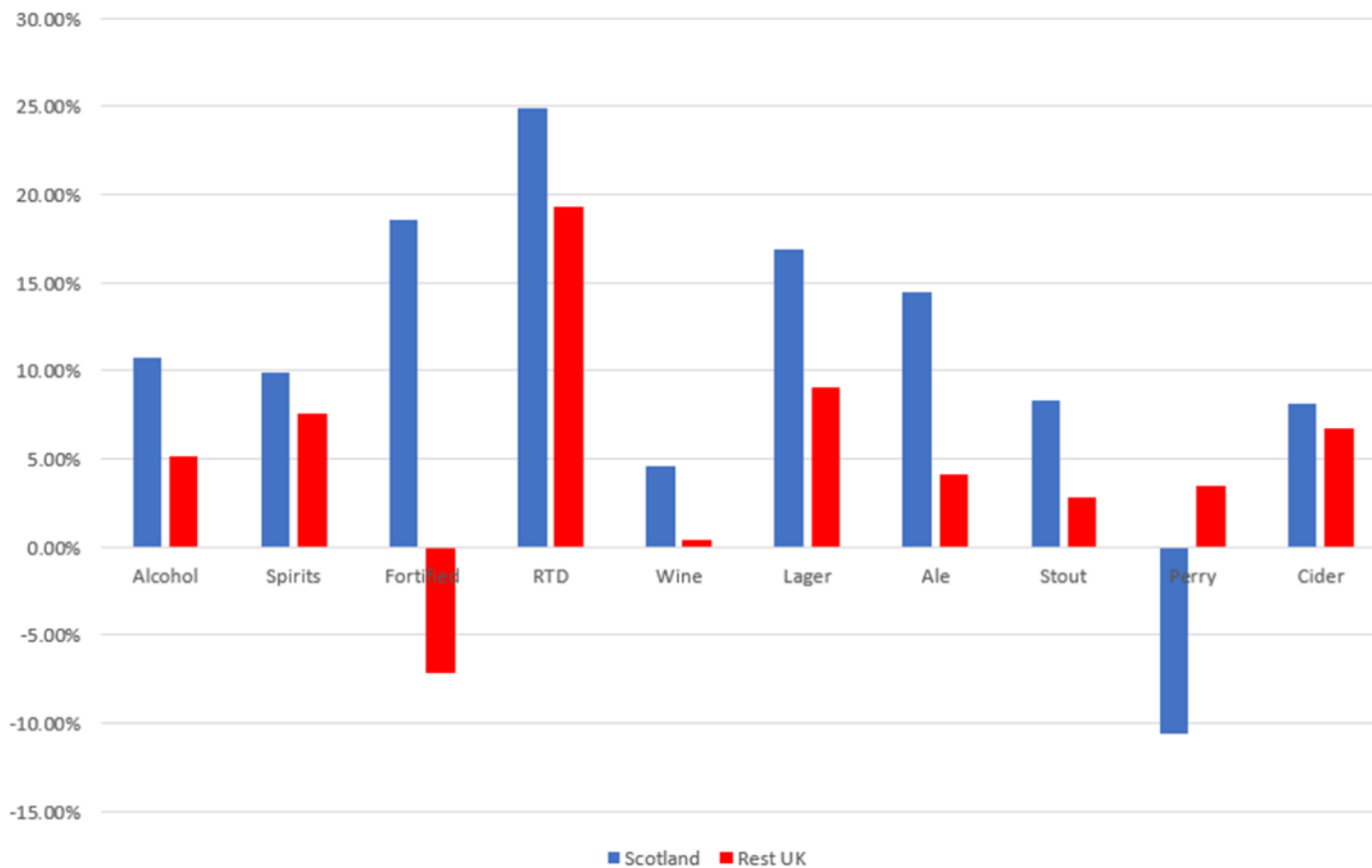
	Total market	Spirits	Fortified	RTDs	Wine	Lager	Ale	Stout	Perry	Cider
■ Units of alc. (m)	25.2	16.1	13.3	12.8	-2.4	30.9	7.3	0.2	-8.5	-44.4

Volume of alcohol in Scotland vs rest of the UK between 29/4/18 and 2/2/19
(IRI 40 wk data)



	Alcohol	Spirits	Fortified	RTD	Wine	Lager	Ale	Stout	Perry	Cider
Scotland	2.00%	5.20%	13.20%	28.70%	-0.30%	5.70%	9.40%	2.20%	-35.80%	-12.20%
Rest UK	4.70%	6.30%	-8.80%	18.90%	-2.00%	7.20%	2.40%	3.90%	2.80%	5.90%
Difference	-2.70%	-1.10%	22.00%	9.80%	1.70%	-1.50%	7.00%	-1.70%	-38.60%	-18.10%

Value of alcohol in Scotland vs rest of the UK between 29/4/18 and 2/2/19
(IRI 40 wk data)



	Alcohol	Spirits	Fortified	RTD	Wine	Lager	Ale	Stout	Perry	Cider
Scotland	10.70%	9.90%	18.60%	24.90%	4.60%	16.90%	14.50%	8.30%	-10.60%	8.10%
Rest UK	5.20%	7.60%	-7.10%	19.30%	0.40%	9.10%	4.10%	2.80%	3.50%	6.70%
Difference	5.50%	2.30%	25.70%	5.60%	4.20%	7.80%	10.40%	5.50%	-14.10%	1.40%